

Decorating The Tree with Skittles

Materials




- 1 board per player
- 20 Skittles per player (various colors)
- Skittle Cards
- Optional: tweezers



Directions

- Start by distributing a game board and 20 Skittles to each player.
- Sort the Skittles by color into the designated sorting boxes on your game board.
- Take turns drawing cards and add the corresponding number and color decorations to your Christmas tree (use tweezers for an added challenge).
- Lose a turn if you run out of the color Skittles drawn.
- Lose a turn if you draw a blank card.
- Shuffle the cards when your draw pile is empty.

Decorating The Tree!



Decorating The Tree!

